



Columbia Omnium Series



## Environmental Stewardship



### PLATING

Our award winning state-of-the-art plating line is the first and only 100% closed loop plating operation within

our industry. Exterior nickel chrome plating achieved via a comprehensive multi-stage cleaning and etching process prior to a chrome over nickel plating finish.



### PAINTING

All Columbia product calling for paint is applied using our powder coat process, a completely environmentally sound

method resulting in a textured finish of pure epoxy blend resins that FAR exceeds standard powder coat finishes.



### RECYCLING

In addition to company wide recycling efforts in our manufacturing and packaging processes, we

are proud of our partnership with a local company that converts all our waste wood and paper products into fuel cell cubes that replace coal in power generator plants.

Columbia's stewardship initiative has been a part of our culture for years. With a corporate history dating back to 1877, we are acutely aware of our impact on the community we live in and the communities we serve.

Our commitment to sustainability through recycling is mirrored in the products we make, the manufacturing processes we utilize and the fundamental core values of our company. The following outlines some of our environmental achievements:

- Elimination of 100% of all V.O.C.'s with our painting operation that is 100% powder coating.
- Reduction of water usage from 150,000 gallons/day to 3,000 gallons/day.
- Using 100% recycled wood flour in hard plastic seats, backs and tops.
- Using up to 25% recycled post industrial products in soft plastic components.
- Recycling 100% of excess wood products and pallets.
- Recycling 100% cardboard and paper products.
- Recycling 100% of scrap steel.
- Recycled wood and paper products are converted to fuel cell cubes replacing coal in power generator plants.



## Columbia Exclusives



### Omnia Shell

At the heart of our Omnia line is our contemporary styled seat shell of double walled copolymer material for superior durability and strength while providing an "air cushioned" feel.



### Lumbar Support

Long-term comfort and proper posture is the key ingredient to proper lumbar support found in our Omnia shell while providing back flex to enhance seating comfort.



### Contoured Design

Waterfall front edge reduces leg pressure enhancing leg circulation. Soft curves and "wing" design offers superior support and comfort while eliminating tailbone pressure.



Frame Attachment



Omnia Glide

### Frame Attachment

Our self locking frame and shell design is secured with four concealed high-density brackets held in place with multiple screws per bracket. Nylon brackets also serve as no mar bumpers when chair is stacked on desktop.

### Omnia Glide

Our exclusive "no tip" rear leg extension of steel features our unique glide with thermo plastic rubber material fused on the bottom and wraps around end of glide to prevent floor damage.



# Columbia Omnia Series

1898 Omnia Chair

## Omnia

Our premier line of classroom furniture is fashion forward and elegant yet practical. Affordably priced and packed with superb styling and durability. Omnia classroom furniture "has it all!"

### 1888 Omnia Cantilever Chair

Our cantilever chairs combine aesthetic sophistication with product durability. Double walled, ergonomically designed shell offers maximum comfort along with rugged steel frames for durability and structural integrity. Chair is designed to easily stack on desks and is available in three popular sizes.

Full steel sled base support rails with steel extensions to prevent tipping. Exclusive glide on rear to prevent marring or damage to floor. Available in chrome or seven SPEC-FLEK®, epoxy powder coat finishes.



1888 18" Omnia Frame



1886 16" Omnia Frame



1884 14" Omnia Frame

### Omnia Four-Leg Chair

Omnia offers superior upper back and lumbar support with back flex for added comfort. Our traditional four-leg design frame maximizes stability and blends perfectly with new or existing furniture. Offered in 18" (1898), 16" (1896) and 14" (1894) size chairs. Choose from 12 decorator shell colors and eight frame finishes. (Color may vary slightly from printed samples.)


When book storage and stackability is a must, our new Omnia stacking chair is the answer. Bookrack with the added booksaver feature prevents books from sliding out. Its unique design discourages use as a footrest. Chairs (1899) are stackable four high.

#### Soft Plastic



Raven    Midnight    Jazzberry    Pumice    Butter    Celery  
 Grape    Almond    Ruby    Envy    Cobalt    Caribbean Blue

#### Frame Finish



Platinum    Chocolate    Sandstone    Granite  
 Black Diamond    Bluestone    Rubystone    Chrome



**3911 Omnia Cantilever Desk with Clear Book Box**



**3960 Adjustable Desk**

**Omnia Cantilever Desk**

No matter what type of furniture is favored, it has to offer comfort, function and efficiency to the person using it. All these requirements are taken seriously in our Omnia line of chairs and desks. Style, ergonomics and durability describes our cantilever desk that compliments our chairs. The soft curved hard plastic top allows for added student comfort and workspace. Available in 30" (3951), 27" (3956) and 24" (3954) fixed height sizes. Optional "see-thru" book box is available.

**Clear Book Box**

Columbia's exclusive clear "see-thru" book box is available on all Omnia desks. It is made of durable ABS plastic allowing visibility to all contents. The soft curves match the radius on the frame and top providing a clean, contemporary look.



Models with clear book box:  
30" 3911, 27" 3916, 24" 3914.




3951 desk, 1888 chair

**Cantilever Desk and Chair**

Omnia desk and chairs give the benefit of comfort and ergonomics without sacrificing durability. Our frames provide outstanding strength while adding a touch of elegance to any classroom. Desks are designed to nest together.

**Omnia Desk Tops**



\* Subject to an upcharge.

**Omnia Four-Leg Desk**


Flexibility describes our four-leg Omnia desk available in 30" (3961) fixed height or adjustable 22"– 29" (3960). Also available with our exclusive clear see-thru ABS book box in 30" (3921) or adjustable 22"– 29" (3920). Optional MDF top shown available in hexagon or octagon configuration. Hexagon 6' radius seats six. Octagon 7' radius seats eight.

**Hard Plastic Ergonomic Tops**




\* Subject to an upcharge.

**Frame Finish**



**Hexagon and Octagon Tops**





Exclusive Book Bag Hook

### 5578 Omnia Dual Entry


#### Omnia Dual Entry Desk

We've combined the contemporary styling of Omnia with our best selling dual entry combo. Engineered for comfort and ergonomics, our new sled base combination is undeniably the best built and strongest with full seat support and top support with our exclusive "K" brace. Available with a basket (5588). Includes our exclusive book bag hook.

Ideal for upper grades, high schools or colleges, allows easy access from either side and keeps classrooms neat and tidy. Flat top design for easy ganging/clustering options.

Ergonomic hard plastic top is standard in choices of six finishes. Frames are available in eight finishes with a choice of 12 designer shell colors.

#### Omnia Desk Tops



\* Subject to an upcharge.




### 5558 Omnia Combo

#### Omnia Combo


When space, comfort, style and durability are the criteria, Columbia offers the solution. Our Omnia combo features a copolymer shell with unmatched ergonomics and lumbar support promoting proper posture. Available with a basket (5568). Desk top color options shown on opposite page.

Flat top design for easy ganging/clustering options.

#### Soft Plastic



#### Frame Finish






**8878 Omnia Tablet**

**Omnia Tablet**

Designed to make the most of classroom space, our large tablet chair features our unique twin bar loop supporting our MDF top in maple. Plenty of room for a laptop. Available with a bookrack **(8888)**. Choose from 12 designer choice shell colors and eight frame finishes.

Columbia offers a durable, fashion forward, high quality product that has endured stringent testing and has been proven in educational installations across the United States. Columbia's classroom furniture products are scaled to fulfill the needs of elementary, high school and college markets.

**Frame Finish**



**2240 Omnia Computer Chair**

**Omnia Computer Chair**

Today's learning environment requires seating with individual comfort and everyday durability. Whether your needs are for the office, classroom or technology centers, our new Omnia computer chair is ideal for teachers or students. Our attractive, ergonomically designed shell is mounted to a pneumatic cylinder and five-star base. Adjusts 15" – 20". All-purpose casters are designed for VCT floors or carpet.

**Soft Plastic**





**5287 Dual Entry Combo**



**Chair with Adjustable Desk**

**Dual Entry Combo**

At Columbia, we build all our combination units into a sturdy, one-piece unit for maximum stability and strength. Shown in our new Twilite Blue hard plastic seat and back, and new Platinum frame finish; our Dual Entry Combo is designed for easy entry and student comfort. Undeniably the strongest unit available in the industry. Available without a bookbasket (**5277**). Flat top design allows for easy ganging. Includes our exclusive book bag hook.

**Designer Choice Hard Plastic**




**Thermoset Hard Plastic**




\* Subject to an upcharge.

**Desk Tops**



\* Subject to an upcharge.

**Frame Finish**





**9079 L-Shape Desk (right hand return shown)**



**7063 20"x72"  
Training Table**



**7052 60"  
Round**

**7043 30"x72"  
7045 30"x96"**

**Dura-Fold Folding Tables and Chairs**

**9079 L-Shape Desk**

Complementing our rugged, steel frame single pedestal desk is our new L-shaped desk with either a left hand or right hand return. Footprint measures 72" x 72" with the 27" x 42" return. Stand-alone double pedestal desk (9029) is also available. Desks feature 20-gauge steel, full depth drawer with steel ball bearing construction. Available in sandstone or granite frame. 12 laminate top choices and nine edge colors to choose from. 9079 edge is self-laminated.

**4240 Ergonomic Chair**

Ideal for any office or administrative area, our mesh back chair provides ergonomic seat and back. Tilt lock, adjustable height arms mounted on five-point caster base. Our sleek breathable mesh back provides added comfort.



*Available in Black*

**9042**

**9042 Lateral File**

Quality features that match our desks and vertical file cabinets, our 2-drawer and 4-drawer (9044) lateral files combine all steel welded construction and fully extendable drawers. Steel ball bearing slides make drawers glide smoothly. An interlock system safely allows only one drawer opened at a time.

**Top Surfaces**



**Edging**



**Folding Tables**

Superb value, comfort, safety and style along with our quality top of double wall high-density polyethylene make our folding table and chairs the product of choice. Rugged 18 gauge frames from 1" to 1 1/4" provide a simple solution to your table and seating requirements with durability at an affordable price. Rich, environmentally friendly powder coat finish on frames with scuff resistant glides. Table frames nest and lock inside tops for easy stacking and storage.



**2238**



**Folding Chair**

Our compact folding chair is designed to support standing weight without folding along with self-leveling characteristics. Columbia's exclusive Dura-Fold chair has up to 1/2" narrower profile than most folding chairs allowing more chairs to be stored in minimal space. For quick, convenient seating at a moments notice; Columbia Dura-Fold chairs offer quality without putting a strain on your budget.

## MISSION

Columbia's proud tradition of product quality has been a fundamental value of ours since we were founded in 1877. Our quality driven attitude is embodied in our employees, our culture and our Corporate Mission Statement.

We continually improve our processes and product quality with a focus on technically innovative solutions. We constantly invest in new resources to meet and exceed our customers expectations for innovation, quality and on time delivery.

All Columbia products are backed by our company's well earned reputation for craftsmanship, durability and value. Columbia's manufacturing standards are second to none, and we stand behind every product with the industries best warranty available.

This catalog highlights the broad spectrum of products offered by Columbia.

Customer satisfaction and product improvement is an on-going process at Columbia. Therefore, we reserve the right to make changes in product design, method, materials and colors without prior notice.



### Columbia Manufacturing Inc.

One Cycle Street  
Westfield, MA 01085  
(413) 562-3664

Fax (413) 568-5345

[www.columbiamfginc.com](http://www.columbiamfginc.com)

